



2 772 067

# Quick reference guide tico 772

Enter - Key	UP - Key	DOWN - Key	SHIFT - Key

## Programming















If pressed together with **POWER ON** (keep keys pressed and switch on the device)

+	Selects standard functions
+	Sets function codes
+	Selects ID data (Article code (ID No.), manufacturing date, serial number, ...)
+	Sets User Times


## During the Programming of Function Codes

+	Display of function code Switches between function code text and function code number
---	--



## During Operation

 + 	Sets reset	<b>Backlight intensity</b>	
 + 	Sets preset 0		Enter settings, pressing > 5s
 + 	Sets preset 1		Brighter
 + 	Sets preset 2		Darker
 + 	Sets prescaler		Save

### Additional function for shift and batch counters

	<b>Switches between total sum and partial sums and/or count value and totalizer or batch counter</b>
--	--

### Additional function for timer

	<b>Timer Start</b> (If enabled with function code F15)
	<b>Timer Stop</b> (If enabled with function code F15)